



Genba Sopanrao Moze Trust's
Genba Sopanrao Moze college of Engineering
Balewadi, Pune- 411 045.

TEACHERS FEED-BACK ANALYSIS

Department: COMP


Academic Year: 2019-20

Particulars	1	2	3	4	5
1	5	5	4	5	4
2	5	5	5	4	4
3	4	4	5	5	4
4	5	5	5	4	4
5	5	4	4	5	5
6	4	4	5	5	5
7	5	5	4	5	5
8	4	4	5	5	4
9	5	5	5	4	4
10	5	4	4	5	5
11	4	4	5	5	4
12	5	5	5	4	4
13	5	5	5	4	4
14	4	4	5	5	5
Total	65	63	66	65	61
Count	7	7	7	7	7
Average	9.29	9.00	9.43	9.29	8.71

Summary

1. Learning value (in terms of skills, concepts, knowledge,	-	9.29
2. Depth of the course content	-	9.00
3. Extent of the coverage of course	-	9.43
4. Relevance/learning value of project/report	-	9.29
5. Applicability /relevance to real life situations	-	8.71

Ratings	Good-5
	Average-4
	poor-3





**Genba Sopanrao Moze Trust's
Genba Sopanrao Moze college of Engineering
Balewadi, Pune- 411 045.**

STUDENTS FEED-BACK ANALYSIS

Department:COMP

Academic Year: 2019-20

Class:SE,TE,BE

Particulars	1	2	3	4	5	6
1	5	5	4	5	5	4
2	5	5	5	5	4	5
3	5	5	4	5	4	5
4	4	5	5	4	5	4
5	5	5	4	5	5	5
6	5	5	4	4	5	5
7	5	5	5	5	5	4
8	5	5	5	5	5	5
9	4	4	5	4	4	5
10	4	5	5	4	4	4
11	5	5	5	4	4	5
12	4	4	4	4	5	5
13	5	5	5	5	5	5
14	5	5	5	5	5	4
15	4	4	4	4	5	5
16	4	5	5	4	5	5
17	5	5	5	4	4	5
18	4	4	4	4	5	5
19	5	5	5	5	5	5
20	5	5	5	5	5	4
21	4	5	5	4	5	5
22	5	5	5	4	5	4
23	5	5	5	5	5	4
24	5	5	5	5	5	5
25	4	4	5	4	4	5
26	4	5	5	4	4	4
27	5	5	5	4	4	5
28	4	4	4	4	5	5
29	5	5	5	5	5	5
30	5	5	5	5	5	4
31	4	4	4	4	5	5
32	4	5	5	4	5	5
33	5	5	5	4	4	5
34	4	4	4	4	5	5
35	5	5	5	5	5	5
36	5	5	5	5	5	4
Total	166	172	170	160	170	169
Count	22	22	22	22	22	22
Average	7.55	7.82	7.73	7.27	7.73	7.68

Summary

1. Learning value (in terms of skills, concepts, knowledge, analytical	-	7.55
2. Depth of the course content	-	7.82
3. Syllabus is sufficient to make you analyze the engineering problems	-	7.73
4. Relevance for implementation in projects	-	7.27
5. Compatibility with industry standards	-	7.73
6. Applicability /relevance to real life situations	-	7.68

Ratings	Good-5
	Average-4
	poor-3





Genba Sopanrao Moze Trust's
Genba Sopanrao Moze college of Engineering
Balewadi, Pune- 411 045.

Employers FEED-BACK ANALYSIS

Department: COMP

Academic Year: 2019-20

Particulars	1	2	3	4
1	5	5	4	4
2	5	4	5	4
3	4	4	5	4
4	5	5	4	4
5	5	5	4	5
6	4	4	5	4
7	4	4	5	4
8	5	5	4	4
9	5	5	4	5
10	5	5	4	5
Total	24	23	22	21
Count	5	5	5	5
Average	4.80	4.60	4.40	4.20

Summary

1.Is the syllabus capable of adding Learning values (in terms of skills, concepts, knowledge, analytical abilities or broadening perspectives) in students	-	4.80
2.Is our syllabus compatible with the industry standards & applicable/relevant to real life situation	-	4.60
3.Is the syllabus sufficient enable students analyze the given problem & identify the necessary solutions	-	4.40
4.Extent of Efforts required by students	-	4.20

Rating	Good-5
	Average-4
	Poor-3





**Genba Sopanrao Moze Trust's
Genba Sopanrao Moze college of Engineering
Balewadi, Pune- 411 045.**

PARENTS FEED-BACK ANALYSIS

Department:COMP

Academic Year: 2019-20

Particulars	1	2	3	4
1	5	5	4	4
2	5	4	5	4
3	5	5	4	5
4	5	5	4	5
5	5	5	4	5
6	5	5	5	5
7	5	5	5	5
8	5	4	5	4
9	5	5	4	5
10	4	4	5	5
11	5	5	5	4
12	5	4	4	5
13	5	5	5	5
14	4	4	4	4
15	5	5	5	5
16	5	5	5	5
17	5	5	4	5
18	5	5	5	5
Total	88	85	82	85
Count	21	21	21	21
Average	4.19	4.05	3.90	4.05

Summary

1.Is the syllabus capable of adding Learning values	-	4.19
2.Is our syllabus compatible with the industry	-	4.05
3.Is the syllabus sufficient enable students analyze	-	3.90
4.Extent of Efforts required by students	-	4.05

Ratings	Good-5
	Average-4
	poor-3





Genba Sopanrao Moze Trust's
Genba Sopanrao Moze college of Engineering
Balewadi, Pune- 411 045.

ALUMNI FEED-BACK ANALYSIS

Department: COMP


Academic Year: 2019-20

Particulars	1	2	3	4	5	6
1	5	5	5	4	4	5
2	5	5	5	4	4	4
3	5	5	5	4	4	5
4	5	5	5	4	4	4
5	5	5	5	4	4	5
6	5	5	5	4	4	4
7	5	5	5	4	4	5
8	5	5	5	4	4	4
9	5	4	5	4	5	5
10	5	5	5	5	5	4
11	4	5	4	5	4	4
12	5	5	4	5	5	4
13	5	5	4	4	4	5
14	5	5	5	5	5	4
15	5	4	4	5	5	5
Total	74	73	71	65	65	67
Count	9	9	9	9	9	9
Average	8.22	8.11	7.89	7.22	7.22	7.44

Summary

1. Learning value (in terms of skills, concepts,	-	8.22
2. Depth of the course content	-	8.11
3. Syllabus is sufficient to make you analyse the	-	7.89
4. Relevance for implementation in projects	-	7.22
5. Compatibility with industry standards	-	7.22
6. Applicability /relevance to real life situations	-	7.44

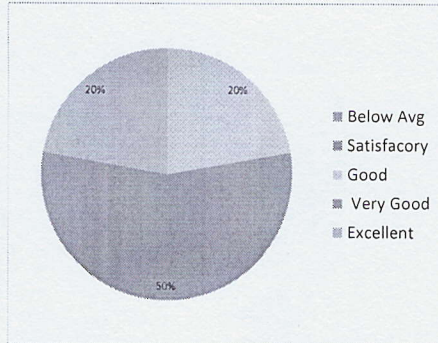
Rating	Good-5
	Average-4
	Poor-3



Department of Computer Engineering
STUDENT FEEDBACK ON Facility/Ambience
Academic year 19-20

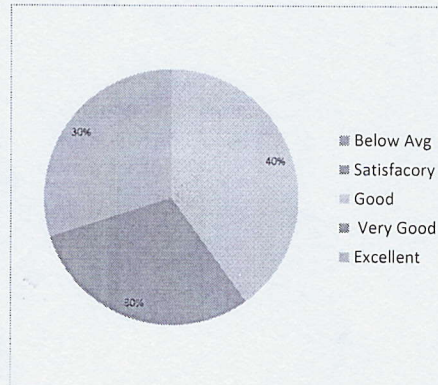
1. Computer Lab Facility

Below Avg	0%
Satisfactory	0%
Good	20%
Very Good	50%
Excellent	20%
	90%



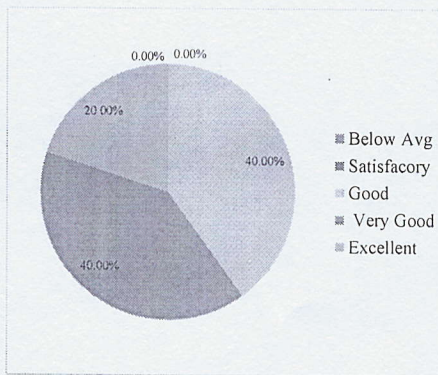
2. ICT Classroom Facility

Below Avg	0%
Satisfactory	0%
Good	40%
Very Good	30%
Excellent	30%
	100%




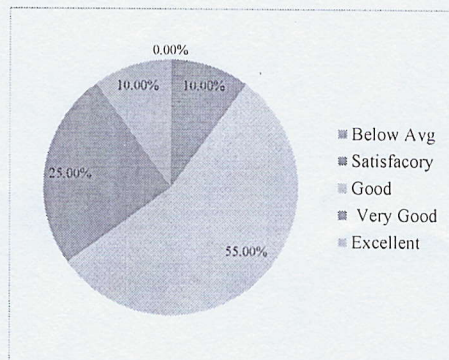
3. Library Facility

Below Avg	0.00%
Satisfactory	0.00%
Good	40.00%
Very Good	40.00%
Excellent	20.00%
	100.00%



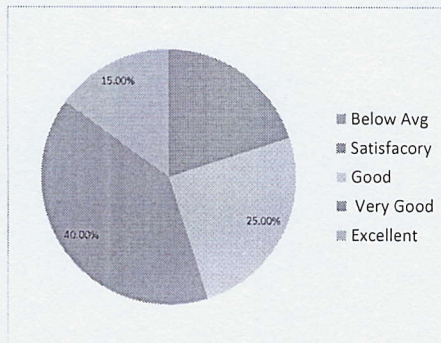
4. Drinking Water Facility

Below Avg	0.00%
Satisfactory	10.00%
Good	55.00%
Very Good	25.00%
Excellent	10.00%
	100.00%



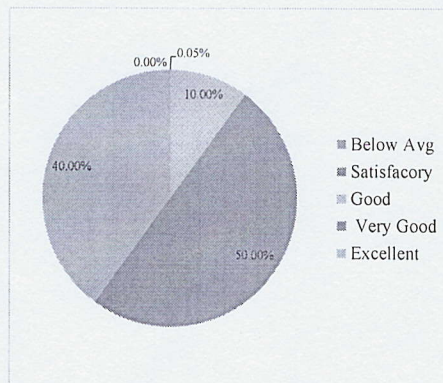
5. Wash Room Facility

Below Avg	0.00%
Satisfactory	20.00%
Good	25.00%
Very Good	40.00%
Excellent	15.00%
	100.00%




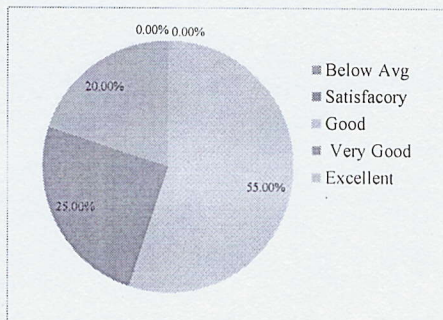
6. Internet Facility

Below Avg	0.00%
Satisfactory	0.05%
Good	10.00%
Very Good	50.00%
Excellent	40.00%
	100.05%



7. Cleanliness in Institute

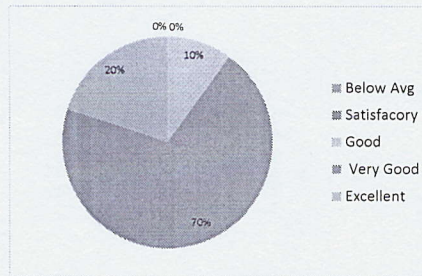
Below Avg	0.00%
Satisfactory	0.00%
Good	55.00%
Very Good	25.00%
Excellent	20.00%
	100.00%



Department of Computer Engineering
Faculty FEEDBACK ON Facility/Ambience
Academic year 19-20

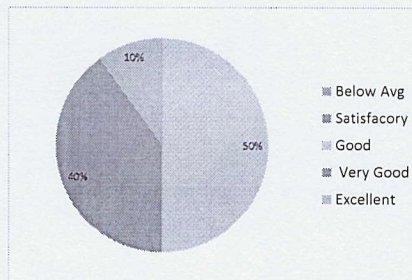
1. Computer Lab Facility

Below Avg	0%
Satisfactory	0%
Good	10%
Very Good	70%
Excellent	20%
	100%



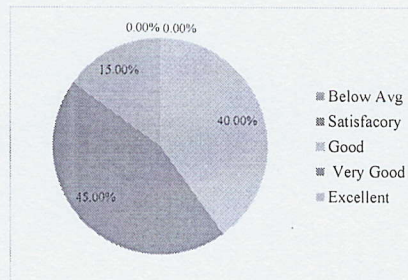
2. ICT Classroom Facility

Below Avg	0%
Satisfactory	0%
Good	50%
Very Good	40%
Excellent	10%
	100%




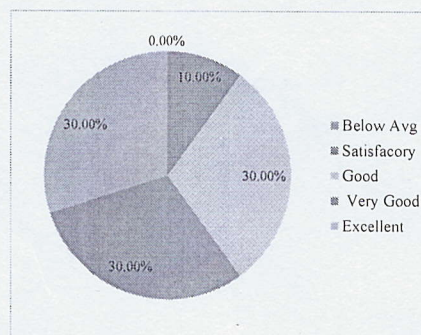
3. Library Facility

Below Avg	0.00%
Satisfactory	0.00%
Good	40.00%
Very Good	45.00%
Excellent	15.00%
	100.00%



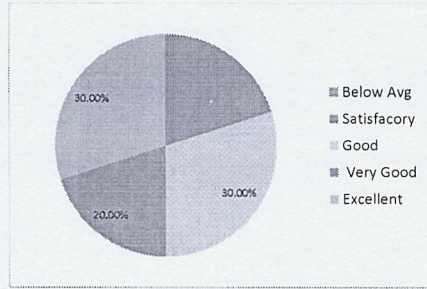
4. Drinking Water Facility

Below Avg	0.00%
Satisfactory	10.00%
Good	30.00%
Very Good	30.00%
Excellent	30.00%
	100.00%



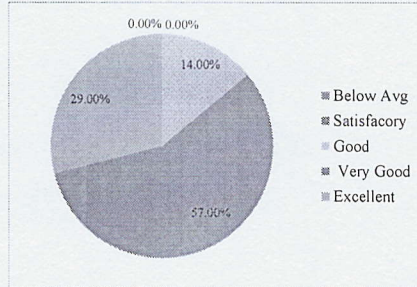
5. Wash Room Facility

Below Avg	0.00%
Satisfactory	20.00%
Good	30.00%
Very Good	20.00%
Excellent	30.00%
	100.00%




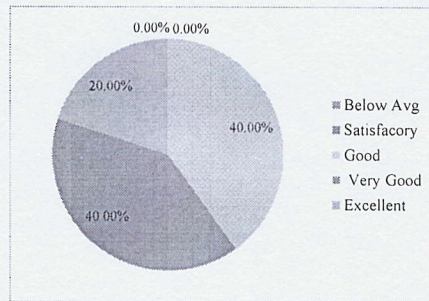
6. Internet Facility

Below Avg	0.00%
Satisfactory	0.00%
Good	14.00%
Very Good	57.00%
Excellent	29.00%
	100.00%



7. Cleanliness in Institute

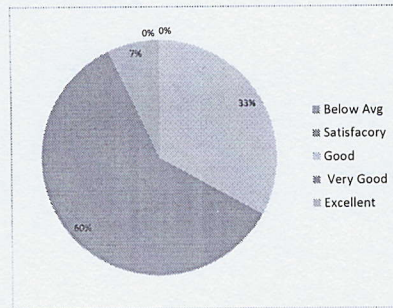
Below Avg	0.00%
Satisfactory	0.00%
Good	40.00%
Very Good	40.00%
Excellent	20.00%
	100.00%



Department of Computer Engineering
 Employer feedback on Facility/Ambience
 Academic year 19-20

1. Computer Lab Facility

Below Avg	0%
Satisfactory	0%
Good	33%
Very Good	60%
Excellent	7%
	100%



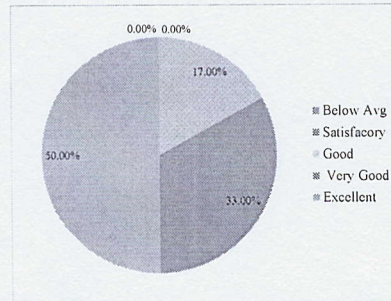
2. ICT Classroom Facility

Below Avg	0%
Satisfactory	0%
Good	33%
Very Good	32%
Excellent	35%
	100%




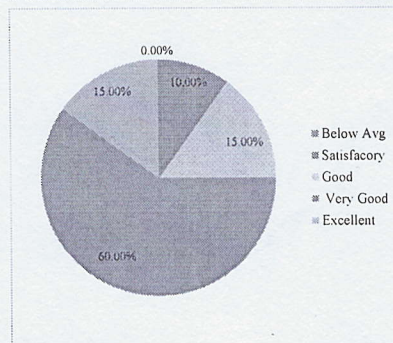
3. Library Facility

Below Avg	0.00%
Satisfactory	0.00%
Good	17.00%
Very Good	33.00%
Excellent	50.00%
	100.00%



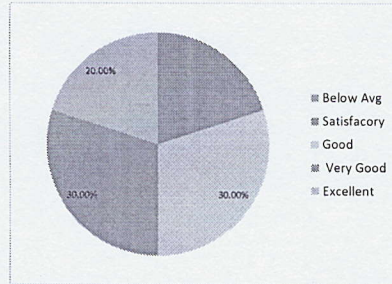
4. Drinking Water Facility

Below Avg	0.00%
Satisfactory	10.00%
Good	15.00%
Very Good	60.00%
Excellent	15.00%
	100.00%



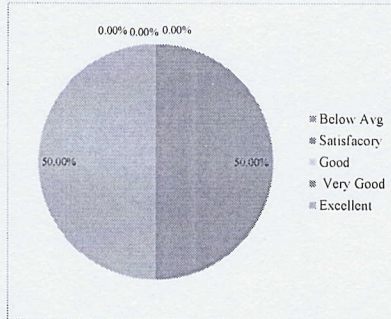
5. Wash Room Facility

Below Avg	0.00%
Satisfactory	20.00%
Good	30.00%
Very Good	30.00%
Excellent	20.00%
	100.00%




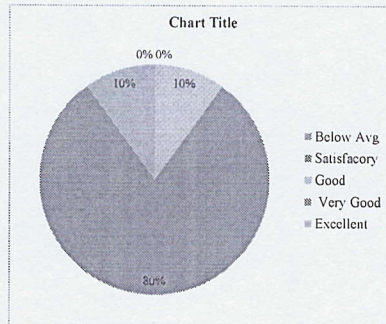
6. Internet Facility

Below Avg	0.00%
Satisfactory	0.00%
Good	0.00%
Very Good	50.00%
Excellent	50.00%
	100.00%



7. Cleanliness in Institute

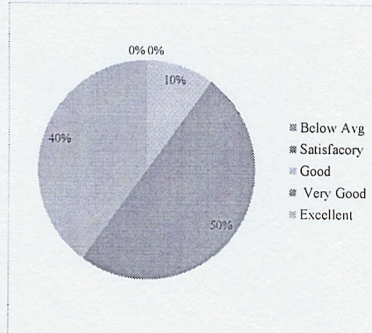
Below Avg	0.00%
Satisfactory	0.00%
Good	20.00%
Very Good	70.00%
Excellent	10.00%
	100.00%



Department of Computer Engineering
Parents FEEDBACK ON Facility/Ambience
Academic year19-20

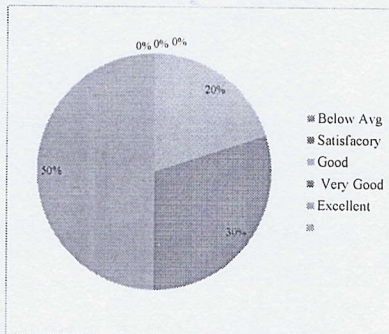
1. Computer Lab Facility

Below Avg	0%
Satisfactory	0%
Good	10%
Very Good	50%
Excellent	40%
	100%



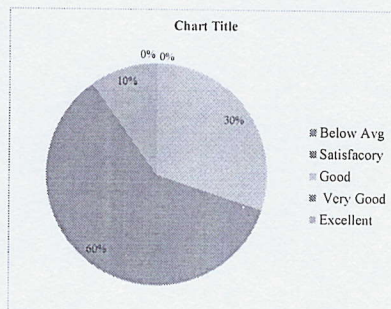
2. ICT Classroom Facility

Below Avg	0%
Satisfactory	0%
Good	20%
Very Good	30%
Excellent	50%
	100%



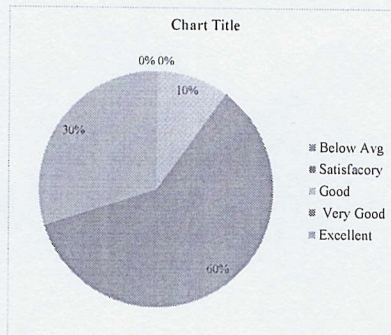
3. Library Facility

Below Avg	0.00%
Satisfactory	0.00%
Good	30.00%
Very Good	60.00%
Excellent	10.00%
	100.00%



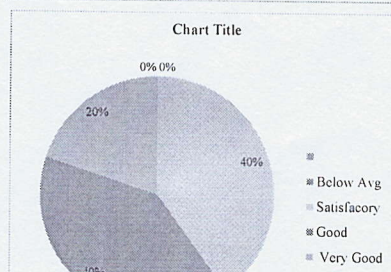
4. Drinking Water Facility

Below Avg	0.00%
Satisfactory	0.00%
Good	10.00%
Very Good	60.00%
Excellent	30.00%
	100.00%

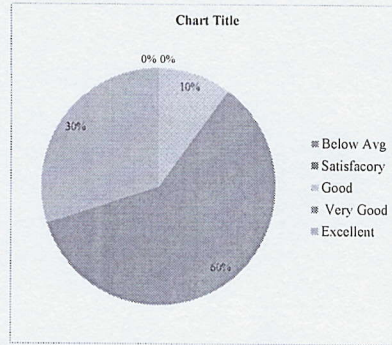


5. Wash Room Facility


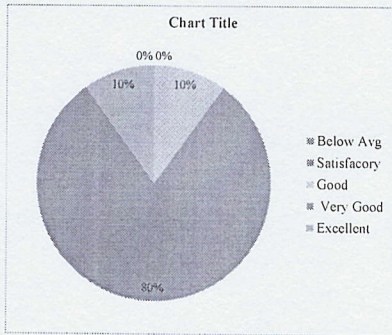
Below Avg	0.00%
Satisfactory	0.00%
Good	40.00%
Very Good	40.00%
Excellent	20.00%
	100.00%



6. Internet Facility	
Below Avg	0.00%
Satisfactory	0.00%
Good	10.00%
Very Good	60.00%
Excellent	30.00%
	100.00%



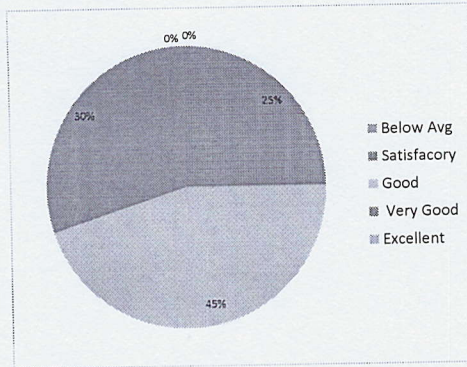
7. Cleanliness in Institute	
Below Avg	0.00%
Satisfactory	0.00%
Good	10.00%
Very Good	80.00%
Excellent	10.00%
	100.00%



Department of Computer Engineering
 Alumni feedback on Facility/Ambience
 A Y .2019-20

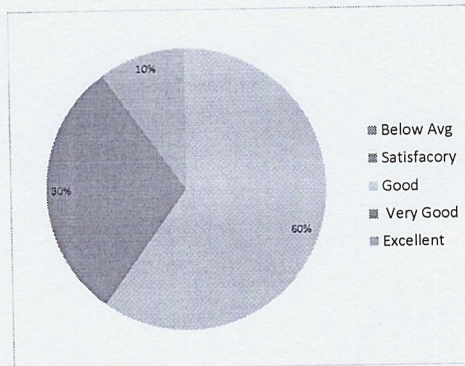
1. Computer Lab Facility

Below Avg	0%
Satisfactory	25%
Good	45%
Very Good	30%
Excellent	0%
	100%



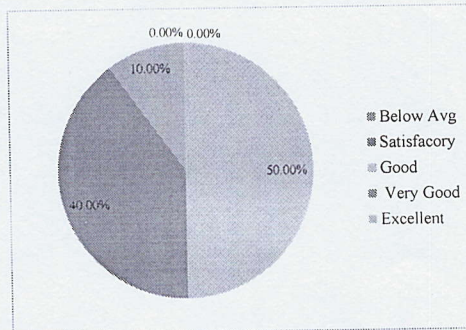
2. ICT Classroom Facility

Below Avg	0%
Satisfactory	0%
Good	60%
Very Good	30%
Excellent	10%
	100%




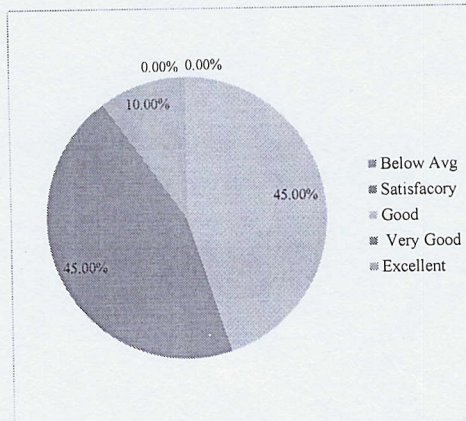
3. Library Facility

Below Avg	0.00%
Satisfactory	0.00%
Good	50.00%
Very Good	40.00%
Excellent	10.00%
	100.00%



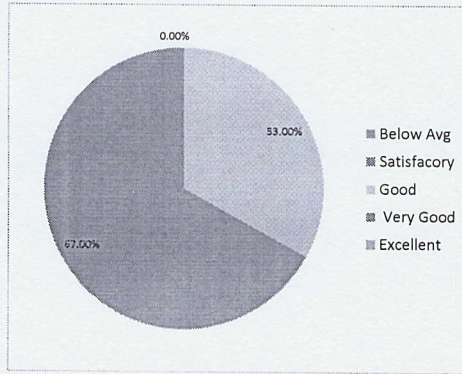
4. Drinking Water Facility

Below Avg	0.00%
Satisfactory	0.00%
Good	45.00%
Very Good	45.00%
Excellent	10.00%
	100.00%



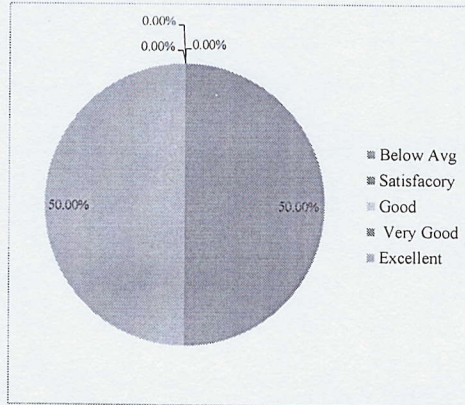
5. Wash Room Facility

Below Avg	0.00%
Satisfactory	0.00%
Good	33.00%
Very Good	67.00%
Excellent	0.00%
	100.00%



6. Internet Facility

Below Avg	0.00%
Satisfactory	0.00%
Good	0.00%
Very Good	50.00%
Excellent	50.00%
	100.00%



7. Cleanliness in Institute

Below Avg	0.00%
Satisfactory	0.00%
Good	20.00%
Very Good	50.00%
Excellent	30.00%
	100.00%

